



Fleetwood

PAINT GUIDE

Interior & Exterior Paint Catalogue





Contents

Pages

| | |
|------------------------|----|
| Experience | 3 |
| Environmental Policy | 4 |
| Fleetwood & Colour | 5 |
| White Paint | 7 |
| Internal Trim | 19 |
| Colour Mixing | 25 |
| Metal Care | 39 |
| Hygiene Coatings | 43 |
| Problem Solving Paints | 49 |
| Exterior | 61 |
| Ready Mix | 71 |
| Woodcare | 81 |

Fleetwood has a wide selection of products to choose from to satisfy both retail and trade customers.





ASK HOW TO PUT OUR 60 YEARS OF EXPERIENCE TO WORK FOR YOU.

At Fleetwood, we are dedicated to giving you the answers you need and the personalised service you deserve. With the most extensive distribution system in the industry, our focus is to help you maximize performance and aesthetics, control costs, and improve application efficiencies. As your partner for coatings and supplies, we will help ensure that deadlines, budgets and expectations are met. And our on-site delivery and in-stock reliability will help you get the job done faster.

Since 1978, Sherwin Williams a world leader in paint and coatings have had a highly successful partnership with Fleetwood Paints in the specification and supply of Chemical Coatings and Industrial Maintenance paints with our combined technology regularly used by some of the worlds largest companies.



OUR ENVIRONMENTAL POLICY

Fleetwood is committed to sound environmental management. We are continually developing high-quality products and new manufacturing processes that minimize any adverse effects on the environment.



Reducing the impact we have on the environment

- We use sustainable raw materials, like soy and tall oil in our Green Tech paints.
- We've reduced the amount of solvent in our formulations, so our products are more environmentally friendly.
- New techniques in our manufacturing process have helped produce less waste. This year we will half the amount of plastic used in shipping.
- Many of our paints are mould and mildew resistant, helping to improve both outdoor and indoor environments.

Green Tech

We believe green coatings should not only deliver on environmental sustainability but should also deliver exceptional performance. Our GreenTech paints have been designed using sustainable raw materials and manufactured in a more responsible way.

Eco Label

Fleetwood was the first company to be awarded with the European Union's premiere environmental accreditation for paint.

VOC Legislation

What are VOC's?

Volatile organic compounds (VOCs) are materials emitted as gases into the atmosphere from certain solids or liquids, these include vehicle exhausts, cleaning agents and paints containing solvents.

Fleetwood and VOC's

New EU legislation requires that all paints manufactured after 1st January 2010 be compliant with lower VOC limits. All of our paints are 2010 VOC compliant and in many cases exceed these regulations.



Fleetwood Colour Perfect™ Technology



This advanced paint colourant system uses more super strength, concentrated paint colourants than standard systems, ensuring colour stays looking perfect for longer. Not only does Colour Perfect™ Technology offer superior colour matching, these concentrated paint colourants deliver advanced fade resistance and improved one-coat coverage.

SUPERIOR COLOUR MATCHING

Never settle for a colour that is just close enough. With 3 times more concentrated, super-strength paint colourants, Colour Perfect™ Technology delivers a broader range of colour. Now you can match the subtlety of nuanced neutrals and bolder colours more precisely than ever before.

The reason lies in our manufacturing process. Our paints are created using proprietary colourants and resins and formulated with advanced waterborne technologies. This highly controlled system ensures the quality of Fleetwood paints along with the accuracy and purity of our colours.



IMPROVED ONE-COAT COVERAGE

Concentrated pigments provide enhanced hide and coverage, even over the darkest of colours. Spend less time and money painting and more time enjoying your colour with Colour Perfect™ Technology.



ADVANCED FADE RESISTANCE

Superior UV-resistant pigments defend your colour against fading even under harsh sunlight. With Colour Perfect™ Technology, colour stays true for longer.



30,000 reasons to choose Fleetwood

The Fleetwood colour mixing system has a database of over 30,000 paint colours, with a perfect colour for every mood, every space and every project.

Crafted by colour experts, our wide range of colour cards will inspire your discerning eye and turn your clients highest expectations into reality. So make your job easier with the best professional colour selection tools from Fleetwood.

Fleetwood 2

A collection of 900 Fleetwood paint colours, from soft neutrals to dramatic, saturated colours.



Colour for You

Our readymix colour card is the perfect place to find inspiration for residential projects.



Sherwin Williams Colour Fandek

With over 1,500 Sherwin-Williams paint colours, there's a perfect colour for every mood, every space and every project.



Weather Clad®

A selection of colours for exterior masonry, wood and metal, featuring the latest in exterior colour trends and combinations.



Popular Colours

A selection of 144 pleasing and harmonious colours.



The latest RAL and British Standard colours are also available.



White Paint

Walls & Ceilings

Fleetwood has a wide selection of products to choose from in this key category that will satisfy both retail and trade customers.

Our flagship product in this category is Extra Plus, known throughout the industry as the "Decorators Choice" for its trusted formula, the paint goes on fast and dries to smooth and reliable finish, time after time.



System Guide

Use this table to select the perfect white paint for any commercial or residential wall & ceiling project

| PRODUCT | FINISH | SUBSTRATE USE | INTERIOR/EXTERIOR | NEW WORK | MAINTENANCE |
|-------------------------------|-----------|-----------------------------|-------------------|------------------------------|-------------|
| Extra Plus Vinyl Matt | Flat | Plaster, walls and ceilings | Interior/Exterior | 1 thinned coat + 2 top coats | 2 top coats |
| Extra Plus Vinyl Soft Sheen | Mid sheen | Plaster, walls and ceilings | Interior | 1 thinned coat + 2 top coats | 2 top coats |
| Easyclean Matt | Flat | Plaster, walls and ceilings | Interior | 1 thinned coat + 2 top coats | 2 top coats |
| Ceiling Paint | Flat | Plaster, walls and ceilings | Interior | 1 thinned coat + 2 top coats | 2 top coats |
| Premium Acrylic Matt | Flat | Plaster, walls and ceilings | Interior | 1 thinned coat + 2 top coats | 2 top coats |
| Premium Soft Sheen | Mid sheen | Plaster, walls and ceilings | Interior | 1 thinned coat + 2 top coats | 2 top coats |
| Professional Acrylic Eggshell | Mid sheen | Plaster, walls and ceilings | Interior | 1 thinned coat + 2 top coats | 2 top coats |
| Extra Cover | Flat | Plaster, walls and ceilings | Interior | 1 thinned coat + 2 top coats | 2 top coats |
| Ultra Pro | Flat | Plaster, walls and ceilings | Interior/Exterior | 1 thinned coat + 2 top coats | 2 top coats |
| Super Cover Matt | Flat | Plaster, walls and ceilings | Interior | 1 thinned coat + 2 top coats | 2 top coats |

Quick Reference Guide

for wall & ceiling projects

| PRODUCT | TRAFFIC GUIDE | | | | KEY BENEFIT | FINISH |
|-------------------------------|---------------|--------|------|---------|--|-----------|
| | LOW | MEDIUM | HIGH | V. HIGH | | |
| Extra Plus Vinyl Matt | | ● | | | Decorators choice for a trusted, good quality finish | Matt |
| Extra Plus Vinyl Soft Sheen | | ● | | | Decorators choice for a trusted, wipeable finish | Mid Sheen |
| Easyclean Matt | | | | ● | Class 1 - 11998 for scurb testing | Matt |
| Ceiling Paint | ● | | | | Flat Matt finish for ceilings | Flat Matt |
| Premium Acrylic Matt | | ● | | | A durable acrylic flat matt finish | Matt |
| Premium Soft Sheen | | ● | | | A highly durable and wipeable mid sheen finish | Mid Sheen |
| Professional Acrylic Eggshell | | | | ● | A highly durable finish that wipes clean | Mid Sheen |
| Extra Cover | ● | | | | A general purpose paint with good covering power | Flat Matt |
| Ultra Pro | | ● | | | Decorators choice for a trusted, good quality finish | Matt |
| Super Cover Matt | ● | | | | A general purpose paint with good covering power | Flat Matt |

Low Traffic



General application in areas where there is low footfall. Areas include living rooms and bedrooms and residential dining rooms.

Medium Traffic



General application in areas where there is medium, footfall. Areas include halls, stairways, small retail spaces, offices and classrooms.

High Traffic



General application in areas where there is high footfall. Areas include school hallways, corridors and busy retail spaces.

Very High Traffic



General application in areas where there is very high footfall. Areas include large retail complexes, shopping centers and airports.



EXTRA PLUS™

Vinyl Matt & Soft Sheen



The decorator's choice for performance, efficiency and value.

Extra Plus Paint is an affordable option when budgets are tight and a good quality coating is preferred or required. It meets job specifications calling for low VOCs and offers good value plus easy application to help get the job done fast.

Product Guide

- Finish: Matt & Sheen finish
- Colour: White & Pastel colours
- Type: Water based
- Pack Size: 2.5L, 5L, 10L & 17.5L

KEY BENEFITS

- Available in Vinyl Matt and Soft Sheen.
- Soft sheen has good wipeability and burnish resistance.
- Very low roller spatter with excellent drip resistance.
- Excellent touch-up.
- Available in 2.5Ltr, 5Ltr, 10Ltr, 17.5Ltr

| Coverage | Interior/ Exterior | Application Method | Recoat Time | Clean Up |
|--|--------------------|--------------------------|-------------|----------------|
| Up to 12 - 14 m ² per litre | Interior | Brush, Roller & Spraygun | 2 - 4 Hours | Clean in Water |





EASYCLEAN

Excellent Durability and Scrubbability

The high performance formula delivers a smooth finish that withstands even the toughest wear and tear.

The Easy Clean range offers industry-leading performance based on our exclusive 100% acrylic resin technology. It is ultra durable and stain resistant.

Whether you're painting busy living spaces, stairs and hallways, bathrooms, kitchens or high traffic commercial spaces, there's a low odour, quick drying Platinum finish that's sure to withstand heavy wear and cleaning. Plus it's easy to apply, goes on smoothly and offers excellent coverage.

Product Guide

- Finish: Flat Matt finish
- Colour: White & Pastel colours
- Type: Water based
- Pack Size: 2.5L, 5L & 10L



KEY BENEFITS

- Third party laboratory tests prove Easy Clean is superior to its leading competitor in scrub, stain, block and burnish resistance; hide and uniform appearance.
- Easy Clean Washable Matt has been awarded the European Standard EN13300 Class 1 and also exceeds the ISO 11998 Class 1 Scrub Rating.
- Easy application for the most beautiful, durable finish.
- Prevents stains from penetrating to provide easy cleanup of surfaces and resists water streaking and spotting. This paint will extend the maintenance cycle of any decorating project.
- Ideal for high-traffic areas such as hallways, kids rooms, bathrooms and commercial spaces.
- Fleetwood Easy Clean is also available in 2.5L & 5L washable matt in 35 of the most popular colours.

| Coverage | Interior/ Exterior | Application Method | Recoat Time | Clean Up |
|--|--------------------|--------------------------|-------------|----------------|
| Up to 11 - 13 m ² per litre | Interior | Brush, Roller & Spraygun | 3 - 4 Hours | Clean in Water |

CEILING PAINT

One-coat coverage. Bright white finish.

Fleetwood ceiling paint delivers easy one-coat coverage, timesaving self-priming performance and a bright white finish. A true flat paint, it masks minor surface imperfections quickly and achieves outstanding uniformity immediately. The look is top-of-the-line ... fresh, crisp, with high light reflectance.



Product Guide

- Finish: Flat finish
- Colour: White & Pastel colours
- Type: Water based
- Pack Size: 2.5L, 3L, 5L, 6L & 10L

KEY BENEFITS

- Excellent flow and leveling and an exceptionally uniform appearance.
- Dries quickly, resists spattering and offers long-lasting beauty.
- A flat finish specifically formulated to help hide surface imperfections and block new stains from forming.
- Tintable — for light pastel shades.

| Coverage | Interior/ Exterior | Application Method | Recoat Time | Clean Up |
|--|--------------------|--------------------------|-------------|----------------|
| Up to 12 - 14 m ² per litre | Interior | Brush, Roller & Spraygun | 2 - 4 Hours | Clean in Water |



PREMIUM

Matt & Soft Sheen

Luxurious & Elegant Finish at an economical price

The Fleetwood Premium range delivers truly excellent coverage, wipeability and application. Premium paint also features excellent stain and burnish resistance for the best performance and elegant, long-lasting beauty.

Product Guide

- Finish: Matt & Sheen finish
- Colour: White & Pastel colours
- Type: Water based
- Pack Size: 1L, 2.5L, 5L & 10L



KEY BENEFITS

- Prevents stains from penetrating to provide easy clean-up of surfaces.
- Outstanding coverage and hide.
- Rich, beautiful appearance and a lasting finish.
- Available in acrylic matt and sheen.

| Coverage | Interior/ Exterior | Application Method | Recoat Time | Clean Up |
|--|--------------------|--------------------------|-------------|----------------|
| Up to 11 - 13 m ² per litre | Interior | Brush, Roller & Spraygun | 3 - 4 Hours | Clean in Water |



ACRYLIC EGG SHELL

Professional Acrylic Eggshell can deliver lower costs & longer maintenance cycles

Fleetwood's Professional Acrylic Eggshell is an exceptionally hardwearing mid sheen finish that is both durable and scuff resistant. Designed for high traffic areas, it will withstand repeated cleaning thus providing customers with longer maintenance cycles.

Product Guide

- Finish: Eggshell finish
- Colour: White & Pastel colours
- Type: Water based
- Pack Size: 2.5L, 5L & 10L



KEY BENEFITS

- Acrylic Eggshell has been awarded the European Standard EN13300 Class 1 and also exceeds the ISO 11998 Class 1 Scrub Rating.
- Available in white and pastel shades
- Keeps surfaces looking new for longer
- Waterbased formulation, quick drying and low odour

| Coverage | Interior/ Exterior | Application Method | Recoat Time | Clean Up |
|--|--------------------|--------------------------|-------------|----------------|
| Up to 11 - 13 m ² per litre | Interior | Brush, Roller & Spraygun | 3 - 4 Hours | Clean in Water |



EXTRA COVER



Fleetwood's Extra Cover Matt is water based with exceptional covering power. It is the ideal product for work where a quick turnaround is required or on previously painted walls with deeper or dark colours.

Product Guide

- Finish: Matt finish
- Colour: White & Pastel colours
- Type: Water based
- Pack Size: 10L

KEY BENEFITS

- Ideal for covering dark colours
- Outstanding coverage and hiding power
- Flat matt finish
- Easy to apply

| Coverage | Interior/ Exterior | Application Method | Recoat Time | Clean Up |
|--|--------------------|--------------------------|-------------|----------------|
| Up to 11 - 13 m ² per litre | Interior | Brush, Roller & Spraygun | 3 - 4 Hours | Clean in Water |





ULTRA PRO



A new paint designed with professional painters in mind. Ultra Pro is a good quality matt emulsion with a longer wet edge time that helps reduce issues with flashing.

Product Guide

- Finish: Flat finish
- Colour: White & Pastel colours
- Type: Water based
- Pack Size: 10L



SUPER COVER



The all round performer

Super Cover is an efficient solution that maximises application options and minimises stock costs for your customers. This high covering paint is versatile, exceptionally easy to apply and is great to use on both wall and ceilings.

Product Guide

- Finish: Flat finish
- Colour: White & Pastel colours
- Type: Water based
- Pack Size: 10L

KEY BENEFITS

| • Available in Vinyl Matt | | • Easy application with good hide & touch up | | |
|--|--------------------|--|-------------|----------------|
| • Flat Matt finish | | | | |
| Coverage | Interior/ Exterior | Application Method | Recoat Time | Clean Up |
| Up to 12 - 14 m ² per litre | Interior | Brush, Roller & Spraygun | 2 - 4 Hours | Clean in Water |

KEY BENEFITS

| • Designed to give excellent covering power. | | • Ideal for new plaster | | |
|--|--------------------|--------------------------|-------------|----------------|
| • Provides excellent adhesion on both new and previously painted surfaces. | | | | |
| Coverage | Interior/ Exterior | Application Method | Recoat Time | Clean Up |
| Up to 12 - 14 m ² per litre | Interior | Brush, Roller & Spraygun | 2 - 4 Hours | Clean in Water |

Internal Trim

Walls & Ceilings

Whether revitalising interior trim or painting from new, Fleetwood offers the highest quality paints to assist you in achieving a beautiful lasting finish.

"The finest wood paint I've ever used", that's the opinion of professional decorators. Our new Advanced range which includes a Gloss, Satinwood and Undercoat is a revolutionary water based product with all the application qualities of a traditional solvent based product. The Advanced system is quick drying, offers great coverage and excellent durability, whilst being low in odour.

Specifiers, architects, contractors and decorators recognise that switching to water-based products enhances productivity, but there are now many other reasons to switch from solvent-based.

For professional decorators, it offers the best of both worlds: the application and finish of a solvent based paint, the non-yellowing properties of an acrylic, and did we mention it's sure to help you get the job done faster?

Your customers can use their freshly painted room on the same day of the application, and due to advanced durability of the product, they can feel confident the beautiful finish will last and look like new for longer. It has never been so easy to switch to waterbased paints.



System Guide

Use this table to select the perfect white paint for any commercial or residential wood & metal projects

| PRODUCT | FINISH | SUBSTRATE USE | INTERIOR /EXTERIOR | NEW WORK | MAINTENANCE |
|------------------------|------------|----------------------------------|--------------------|--|-------------|
| Quick Dry Satinwood | Mid sheen | Interior/exterior wood and metal | Interior/Exterior | 1 coat of wood primer + 1 coats of quick dry undercoat + 2 top coats | 2 top coats |
| Quick Dry High Gloss | High sheen | Interior/exterior wood and metal | Interior/Exterior | 1 coat of wood primer + 1 coats of quick dry undercoat + 2 top coats | 2 top coats |
| Traditional Satinwood | Mid sheen | Interior/exterior wood and metal | Interior/Exterior | 1 coat of wood primer + 2 coats of traditional undercoat + 2 top coats | 2 top coats |
| Traditional High Gloss | High sheen | Interior/exterior wood and metal | Interior/Exterior | 1 coat of wood primer + 2 coats of traditional undercoat + 2 top coats | 2 top coats |
| Stay White Satinwood | Mid sheen | Interior wood and metal | Interior | 1 coat of wood primer + 1 coats of stay white or quick dry undercoat + 2 top coats | 2 top coats |
| Stay White High Gloss | High sheen | Interior wood and metal | Interior | 1 coat of wood primer + 1 coats of stay white or quick dry undercoat + 2 top coats | 2 top coats |

Quick Reference Guide

for wood & metal projects

| WATER BASED APPLICATION SYSTEM | | | SOLVENT BASED APPLICATION SYSTEM | | |
|--------------------------------|---------------------|-------------------------------------|----------------------------------|---|--|
| TOPCOAT | UNDERCOATS | APPLICATION | TOPCOAT | UNDERCOATS | APPLICATION |
| Quick Dry High Gloss | Quick Dry Undercoat | Fleetwood Pro-d Fleetwood Glider | Traditional High Gloss | Traditional Undercoat | Fleetwood Expert Fleetwood Professional |
| Quick Dry Satinwood | Quick Dry Undercoat | Fleetwood Pro-d Fleetwood Glider | Traditional Satinwood | Satinwood (self undercoating on previously painted surfaces) Traditional Undercoat | Fleetwood Expert Fleetwood Professional |
| Stay White High Gloss | Quick Dry Undercoat | Fleetwood Pro-d Fleetwood Glider | Traditional Non-Drip | Traditional Undercoat | Fleetwood Expert Fleetwood Professional |
| Stay White Satinwood | Quick Dry Undercoat | Fleetwood Pro-d Fleetwood Glider | Traditional Eggshell | Eggshell (self undercoating on previously painted surfaces) Traditional Undercoat | Fleetwood Expert Fleetwood Professional |

Low Traffic



General application in areas where there is low footfall. Areas include living rooms and bedrooms and residential dining rooms.

Medium Traffic



General application in areas where there is medium footfall. Areas include halls, stairways, small retail spaces, offices and classrooms.

High Traffic



General application in areas where there is high footfall. Areas include school hallways, corridors and busy retail spaces.

Very High Traffic



General application in areas where there is very high footfall. Areas include large retail complexes, shopping centers and airports.



QUICK DRY

Satinwood, High Gloss, Undercoat

The high performance formula delivers a smooth finish that withstands even the toughest wear and tear.

The application and finish of an alkyd, the quick drying properties of an acrylic, and it's sure to help you get the job done faster.



Satinwood

Finish: Mid Sheen finish
 Colour: White & Pastels
 Type: Water based
 Pack Size: 750ml & 2.5L



High Gloss

Finish: High Gloss finish
 Colour: White & Pastels
 Type: Water based
 Pack Size: 750ml & 2.5L



Primer Undercoat

Finish: Flat finish
 Colour: White & Pastels
 Type: Water based
 Pack Size: 750ml & 2.5L

KEY BENEFITS

- The quick drying formulation means that the undercoat and topcoat can be applied on the same day.
- Provides excellent flow, leveling and sag resistance - and leaves no brush marks.
- Excellent adhesion and a uniform finish make Quick Dry an ideal choice for doors and trim - as well as cabinets and furniture.
- The need to improve indoor air quality at home and in the workplace make Quick Dry the ideal choice. The harsh chemicals that contribute to poor indoor air quality have been removed to create a cleaner, safer paint.

Coverage

Up to 10 - 12 m² per litre

Interior/ Exterior

Interior & Exterior

Application Method

Brush, Roller & Spraygun

Recoat Time

4 - 6 Hours

Clean Up

Clean in Water



TRADITIONAL OIL PERFORMANCE SOAP-AND-WATER CLEAN-UP

Featuring the latest technology in alkyd coatings, the advanced Green Tech resin system offers the application and performance qualities usually associated with traditional oil paints, in a quick drying, environmentally sustainable, low VOC (Volatile Organic Compound) formula that cleans up with soap and water.

- Revolutionary new waterbased alkyd technology
- Exceptional flow and leveling
- Easier to apply than standard acrylic trim paints
- Soap-and-water clean-up
- Meets strict European VOC regulations
- Low VOC levels of less than 50g/l
- Low Odour unlike conventional oil paints

INDOOR AIR QUALITY

The need to improve indoor air quality at home or in the workplace was the inspiration for Fleetwoods new Advanced Technology paint.

The Advanced Green Tech formula is virtually odourless and contains less than 10% of the VOC's (Volatile Organic Compound) normally associated with conventional oil based paint. All of the harsh chemicals that contribute to poor indoor air quality have been removed to create a paint that is cleaner and safer.

| | VOC Level in Conventional Oil Paint | VOC Level in Green Tech Paint |
|------------|-------------------------------------|-------------------------------|
| Satinwood | 300g/l | 25g/l |
| High Gloss | 300g/l | 24g/l |

GET THE JOB DONE. QUICKER.

Developed for decorators who demand the distinctive performance of conventional oil paints, but prefer a product that is quick drying and cleans up with soap and water.

Unlike conventional solvent paints that can take up to 24 hours to dry, Fleetwoods new Advanced Technology trim paints are touch dry in 30 minutes and recoatable in 2-4 hours.

The quick drying formulation means that the undercoat and topcoat can be applied on the same day. The result, painters can move onto the next job quicker, while ensuring the minimum disruption is caused in the home or workplace.





TRADITIONAL

Satinwood, High Gloss, Undercoat

Tried and tested for over the 30 years, Fleetwood's Traditional range of trim paints delivers a smooth & luxurious finish on wood & metal with excellent durability



Traditional High Gloss

A traditional hardwearing solvent based paint offering a high gloss finish with excellent opacity and coverage.

Key benefits

- Offers a durable high gloss finish
- Tough, durable finish with excellent flow out of brushmarks
- Can be used on heated surfaces, e.g. radiators and heated water pipes (please note that this increases the speed of yellowing)
- Interior and exterior

Finish: High Gloss finish
Colour: White & Pastels
Type: Oil based
Pack Size: 1L, 2.5L & 5L



Traditional Undercoat

A solvent based undercoat with excellent opacity and obliteration, ideal for use with Traditional High Gloss.

Key benefits

- Interior and exterior
- Provides a low-sheen finish with excellent flow out of brush marks
- Excellent opacity
- Can also be used with Fleetwood Traditional High Gloss and Satinwood to provide surface obliteration over strong colours or poor surfaces

Finish: Flat finish
Colour: White & Pastels
Type: Oil based
Pack Size: 1L, 2.5L & 5L



Traditional Satinwood

A traditional hardwearing solvent based mid sheen finish with excellent opacity and coverage.

Key benefits

- A tough and hardwearing solvent based satin finish for use on wood and metal
- Will withstand repeated washing
- Interior and exterior

Finish: Mid Sheen finish
Colour: White & Pastels
Type: Oil based
Pack Size: 1L, 2.5L & 5L



Traditional Non-Drip Gloss

A traditional hardwearing solvent based paint offering a high gloss finish with drip resistance

Key benefits

- Offers a durable high gloss finish
- Tough, durable finish with excellent flow out of brushmarks
- Can be used on heated surfaces, e.g. radiators and heated water pipes (please note that this increases the speed of yellowing)
- Interior and exterior

Finish: Mid Sheen finish
Colour: White & Pastels
Type: Oil based
Pack Size: 1L & 2.5L



STAY WHITE

Satinwood, High Gloss, Undercoat

Stays white and never yellows.



Satinwood

Finish: Mid Sheen finish
Colour: White & Pastels
Type: Water based
Pack Size: 750ml & 2.5L



High Gloss

Finish: High Gloss finish
Colour: White & Pastels
Type: Water based
Pack Size: 750ml & 2.5L



Primer Undercoat

Finish: Flat finish
Colour: White & Pastels
Type: Water based
Pack Size: 750ml & 2.5L

KEY BENEFITS

• Stays white and never yellows.

• Ideal for new homes, residential repaints and commercial buildings, especially rooms that get no natural light.

• Rich, beautiful appearance and a lasting finish.

• Available in satinwood, high gloss and primer undercoat.

| Coverage | Interior/ Exterior | Application Method | Recoat Time | Clean Up |
|--|--------------------|--------------------------|-------------|----------------|
| Up to 10 - 12 m ² per litre | Interior | Brush, Roller & Spraygun | 4 - 6 Hours | Clean in Water |

COLOUR
made easy

by Fleetwood

Colour Mixing

30,000
COLOURS

to choose from



Colour Mixing

Colour and Paints

Colour is the defining element in any decorating project, tying together room furnishings and accessories, as well as creating just the right atmosphere, whether restful or revitalising. Rely on Fleetwood to take you from inspiration to results, capturing the look and feel you want for your decorating project. Fleetwood is the colour leader with over 30,000 colours available in our colour mixing system, along with the ability to match any colour you want. We offer a myriad of tools to explore colour and make your selections easier, including colour inspiration brochures, our colour viewing app, and convenient colour sample pots.

Sheen Selection

Paint comes in different sheen levels that impact on both the aesthetic and functional aspects of a space. Sheen affects the amount of light reflected from the painted surface, hiding or highlighting imperfections and affecting colour perception. Sheen levels can also affect the washability of a surface, so traffic and usage can play an important role in determining sheen choice. Fleetwood offers five sheen levels: matt, soft sheen, eggshell, satinwood, and high gloss. Generally, the higher the sheen level, the easier the surface is to clean. However, the proprietary formulation of Fleetwood paint allows for all of our finishes to be washable and remain beautiful on any surface.



System Guide

Use this table to select the perfect paint for any commercial or residential wall & ceiling project

| PRODUCT | FINISH | SUBSTRATE USE | INTERIOR/EXTERIOR | NEW WORK | MAINTENANCE |
|---------------------|-----------|-----------------------------|-------------------|------------------------------|-------------|
| Interior Matt | Flat | Plaster, walls and ceilings | Interior | 1 thinned coat + 2 top coats | 2 top coats |
| Interior Soft Sheen | Mid sheen | Plaster, walls and ceilings | Interior | 1 thinned coat + 2 top coats | 2 top coats |
| Acrylic Wall Primer | Flat | Plaster, walls and ceilings | Interior | 1 thinned coat + 2 top coats | 2 top coats |
| Acrylic Eggshell | Mid sheen | Plaster, walls and ceilings | Interior | 1 thinned coat + 2 top coats | 2 top coats |
| Easyclean Matt | Flat | Plaster, walls and ceilings | Interior | 1 thinned coat + 2 top coats | 2 top coats |

Quick Reference Guide

For wall & ceiling projects

| PRODUCT | TRAFFIC GUIDE | | | | KEY BENEFIT | FINISH |
|---------------------|---------------|--------|------|---------|--|-----------|
| | LOW | MEDIUM | HIGH | V. HIGH | | |
| Interior Matt | ■ | ● | ■ | ■ | Excellent touch-up, good hiding power in a fashionable matt finish. | Flat |
| Interior Soft Sheen | ■ | ■ | ● | ■ | A wipeable finish that stands the test of time. | Mid Sheen |
| Acrylic Wall Primer | ■ | ■ | ● | ■ | A general utility wall primer ideal for both interior and exterior applications. | Flat |
| Acrylic Eggshell | ■ | ■ | ■ | ● | Can deliver lower costs and longer maintenance cycles | Mid Sheen |
| Easyclean Matt | ■ | ■ | ■ | ● | Attractive, ultra durable flat finish. | Flat |

Low Traffic



General application in areas where there is low footfall. Areas include living rooms and bedrooms and residential dining rooms.

Medium Traffic



General application in areas where there is medium footfall. Areas include halls, stairways, small retail spaces, offices and classrooms.

High Traffic



General application in areas where there is high footfall. Areas include school hallways, corridors and busy retail spaces.

Very High Traffic



General application in areas where there is very high footfall. Areas include large retail complexes, shopping centers and airports.



INTERIOR MATT



Excellent touch-up, good hiding power in a fashionable matt finish.

Interior Matt was designed to give our customers the edge. Good hide and excellent touch-up mean better results, fewer callbacks and satisfied customers. Interior Matt is an exceptionally flat, lustreless finish that helps diminish the appearance of minor surface defects.

This unique paint allows you to achieve outstanding touch-up, whether by rolling or backrolling after spraying. With a spatter-resistant formula, it saves time on cleanup and is durable so repaints are minimized.

Product Guide

- Finish: Matt finish
- Colour: 30,000
- Type: Water based
- Pack Size: 1L, 2.5L, 5L & 10L

KEY BENEFITS

- Provides good hide, excellent touch-up and a spatter-resistant formula.
- Meets the most stringent VOC regulations.
- Can be custom tinted to 30,000 colours

| Coverage | Interior/ Exterior | Application Method | Recoat Time | Clean Up |
|----------------------------------|--------------------|--------------------|-------------|----------------|
| Up to 14m ² per litre | Interior | Brush/Roller | 4 hrs | Clean in Water |

INTERIOR SOFT SHEEN



A wipeable finish that stands the test of time.

A mid-sheen emulsion paint for use on interior walls and ceilings that for more than two decades, contractors, specifiers and owners have counted on to deliver a quality finish that will stand up to every day wear and tear. This product provides just the right combination of wipeability and resistance to marring that defines durability.

Product Guide

- Finish: Mid Sheen finish
- Colour: 30,000
- Type: Water based
- Pack Size: 1L, 2.5L, 5L & 10L

KEY BENEFITS

- Excellent durability, easy application and good hide.
- Meets the most stringent environmental requirements.
- Great touch-up reduces repaint costs.
- Available in all colours—including deep, vivid accents.

| Coverage | Interior/ Exterior | Application Method | Recoat Time | Clean Up |
|--|--------------------|--------------------------|-------------|----------------|
| Up to 11 - 13 m ² per litre | Interior | Brush, Roller & Spraygun | 3 - 4 Hours | Clean in Water |



ACRYLIC WALL PRIMER



Platinum Acrylic Wall Primer

Is a general utility wall primer ideal for both interior and exterior applications. Its wide versatility and adhesion properties make it a universal favorite.

Product Guide

- Finish: Flat finish
- Colour: White, Medium & Dark
- Type: Water based
- Pack Size: 2.5L & 5L

KEY BENEFITS

- Excellent stain-blocking and hiding
- Good adhesion and bonding
- Meets the most stringent VOC regulations
- Should be used to give a sound and uniform base for all top coats.

| Coverage | Interior/ Exterior | Application Method | Recoat Time | Clean Up |
|--|--------------------|--------------------------|-------------|----------------|
| Up to 11 - 13 m ² per litre | Interior | Brush, Roller & Spraygun | 3 - 4 Hours | Clean in Water |

EASYS CLEAN ACRYLIC EGG SHELL



Platinum Acrylic Eggshell can deliver lower costs and longer maintenance cycles

The toughest Eggshell finish yet. Our new formula has an attractive eggshell finish that is even more durable and scuff resistant than standard Acrylic Eggshell. Designed for super high traffic areas, it will withstand repeated cleaning and is 50 times more scuff resistant than our closest competitors.

Platinum Acrylic Eggshell has been awarded the European Standard EN13300 Class 1 and also exceeds the ISO 11998 Class 1 Scrub Rating.

Product Guide

- Finish: Mid Sheen finish
- Colour: 30,000
- Type: Water based
- Pack Size: 1L, 2.5L & 5L

KEY BENEFITS

- Laboratory tests prove Acrylic Eggshell is superior to its leading competitor in scrub, stain, block and burnish resistance.
- Prevents stains from penetrating to provide easy cleanup of surfaces and resists water streaking and spotting.
- Ideal for very high-traffic areas such as hallways, kids rooms, bathrooms and commercial spaces.
- Keeps surfaces looking new for longer. Stains and marks can be easily wiped away time after time

| Coverage | Interior/ Exterior | Application Method | Recoat Time | Clean Up |
|--|--------------------|--------------------------|-------------|----------------|
| Up to 11 - 13 m ² per litre | Interior | Brush, Roller & Spraygun | 3 - 4 Hours | Clean in Water |



EASYCLEAN MATT



Platinum Easy Clean can deliver lower costs and longer maintenance cycles

The high performance formula delivers a smooth finish that withstands even the toughest wear and tear. Easy Clean Matt offers industry-leading performance based on our exclusive 100% acrylic resin technology. It is ultra durable and stain resistant. Whether you're painting busy living spaces, stairs and hallways, bathrooms, kitchens or high traffic commercial spaces, Easy Clean with its low odour, quick drying matt finish is sure to withstand heavy wear and cleaning. Plus it's easy to apply, goes on smoothly and offers excellent coverage.

Product Guide

- Finish: Flat Matt finish
- Colour: 30,000
- Type: Water based
- Pack Size: 1L, 2.5L & 5L



Officially the best Ultra tough and washable formula

KEY BENEFITS

- Laboratory tests prove Easy Clean is superior to its leading competitor in scrub, stain, block and burnish resistance..
- Prevents stains from penetrating to provide easy cleanup of surfaces and resists water streaking and spotting.
- Ideal for very high-traffic areas such as hallways, kids rooms, bathrooms and commercial spaces.
- Keeps surfaces looking new for longer. Stains and marks can be easily wiped away time after time

| Coverage | Interior/ Exterior | Application Method | Recoat Time | Clean Up |
|--|--------------------|--------------------------|-------------|----------------|
| Up to 11 - 13 m ² per litre | Interior | Brush, Roller & Spraygun | 3 - 4 Hours | Clean in Water |

The high performance formula delivers a smooth finish that withstands even the toughest wear and tear.



The Platinum Range includes Easy Clean Washable Matt, Acrylic Eggshell and Acrylic Wall Primer and offers industry-leading performance based on our exclusive resin technology.

The Platinum will extend the maintenance cycle of any decorating project. Whether you're painting busy living spaces, stairs and hallways, bathrooms, kitchens or high traffic commercial spaces, there's a low odour, quick drying Platinum finish that's sure to withstand heavy wear and cleaning.

Plus it's easy to apply, goes on smoothly and offers excellent coverage.

KEY BENEFITS

| | |
|---|--|
| • Third party laboratory tests prove the Fleetwood Platinum range is superior to its leading competitor in scrub, stain, block and burnish resistance; hide and uniform appearance. | • Prevents stains from penetrating to provide easy cleanup of surfaces and resists water streaking and spotting. |
| • Most stains wipe clean with water or mild soap. | • Ideal for high-traffic areas such as hallways, kids rooms, bathrooms and commercial spaces. |
| • Easy application for the most beautiful, durable finish. | • Available in matt and eggshell in 1L, 2.5L & 5L in over 30,000 colours. |

SCRUBBABILITY TEST

Walls get dirty. It might be the morning coffee or muddy boots after football training. Don't worry! The Fleetwood Platinum range is specially formulated to withstand repeated washing and proven to endure over 2,500 scrubs, in fact it's 50 times tougher than standard paint. Fleetwood Platinum has been awarded the European Standard EN13300 Class 1, also greatly exceeding the ISO 11998 Class 1 Scrub Rating. So choose The Fleetwood Platinum range for a truly durable and scrubbable paint.

SCRUBBABILITY TEST



Fleetwood Washable Matt

Standard Matt

MOULD RESISTANCE TEST

Keep your kitchen and bathroom looking like new with Fleetwood Platinum. Our paint is specially formulated to resist the growth of mould and mildew on the paint's surface. We painted test boards with Fleetwood Acrylic Eggshell and standard paint. As you can see, the Mould Guard formula in Fleetwood Platinum resists mould and mildew growth much better than standard paint.

MOULD TEST



Fleetwood Paint

Standard Paint

System Guide

Use this table to select the perfect paint for any commercial or residential interior wood project

| PRODUCT | FINISH | SUBSTRATE USE | INTERIOR/EXTERIOR | NEW WORK | MAINTENANCE |
|------------------------------|------------|--|-------------------|--|-------------|
| Advanced Undercoat | Flat | wood and metal | Interior/exterior | 1 thinned coat + 2 top coats | 2 top coats |
| Advanced High Gloss | High sheen | wood and metal | Interior/exterior | 1 thinned coat + 2 top coats | 2 top coats |
| Advanced Satinwood | Mid sheen | wood and metal | Interior/exterior | 1 thinned coat + 2 top coats | 2 top coats |
| Weather Guard Smooth Masonry | Flat | Rendered brickwork, concrete and masonry | Exterior | 1 thinned coat + 2 top coats | 2 top coats |
| Traditional Undercoat | Flat | wood and metal | Interior/exterior | 1 coat of wood primer + 2 coats of traditional undercoat + 2 top coats | 2 top coats |
| Traditional High Gloss | High Sheen | wood and metal | Interior/exterior | 1 coat of wood primer + 2 coats of traditional undercoat + 2 top coats | 2 top coats |
| Traditional Satinwood | Mid sheen | wood and metal | Interior/exterior | 1 coat of wood primer + 2 coats of traditional undercoat + 2 top coats | 2 top coats |

Quick Reference Guide

for interior wood products

| PRODUCT | TRAFFIC GUIDE | | | | KEY BENEFIT | FINISH |
|------------------------|---------------|--------|------|---------|--|------------|
| | LOW | MEDIUM | HIGH | V. HIGH | | |
| Advanced Undercoat | ■ | ■ | ● | ■ | Provides a low-sheen finish with excellent flow out of brush marks | Flat Matt |
| Advanced High Gloss | ■ | ■ | ■ | ● | Offers a durable high gloss finish | High Sheen |
| Advanced Satinwood | ■ | ■ | ■ | ● | Will withstand repeated washing | Mid Sheen |
| Traditional Undercoat | ■ | ■ | ● | ■ | Provides a low-sheen finish with excellent build and flow | Flat Matt |
| Traditional High Gloss | ■ | ■ | ■ | ● | Provides a mirror like finish with excellent durability | High Sheen |
| Traditional Satinwood | ■ | ■ | ■ | ● | A fashionable mid sheen finish that resists stains | Mid Sheen |

Exterior wood & metal

- When used on exterior metal use a suitable metal primer.
- For new wood we recommend Fleetwood penetrating primer.

Low Traffic



General application in areas where there is low footfall. Areas include living rooms and bedrooms and residential dining rooms.

Medium Traffic



General application in areas where there is medium footfall. Areas include halls, stairways, small retail spaces, offices and classrooms.

High Traffic



General application in areas where there is high footfall. Areas include school hallways, corridors and busy retail spaces.

Very High Traffic



General application in areas where there is very high footfall. Areas include large retail complexes, shopping centers and airports.



ADVANCED UNDERCOAT



An advanced undercoat with excellent adhesion and coverage that is formulated with our unique advanced water based technology.

Product Guide

- Finish: Flat finish
- Colour: 30,000
- Type: Water based
- Pack Size: 1L & 2.5L

KEY BENEFITS

| | | | | |
|---|---------------------|--|-------------|----------------|
| <ul style="list-style-type: none"> • The quick drying formulation means that the undercoat and topcoat can be applied on the same day. | | <ul style="list-style-type: none"> • Excellent adhesion to most surfaces with great opacity and coverage. | | |
| <ul style="list-style-type: none"> • Provides excellent flow, leveling and sag resistance. | | <ul style="list-style-type: none"> • Stays white for longer than traditional solvent based trim paints | | |
| Coverage | Interior/ Exterior | Application Method | Recoat Time | Clean Up |
| Up to 10 - 12 m ² per litre | Interior & Exterior | Brush, Roller & Spraygun | 4 - 6 Hours | Clean in Water |



ADVANCED HIGH GLOSS



An advanced high gloss finish formulated with our unique advanced water based technology.

Product Guide

- Finish: High Gloss finish
- Colour: 30,000
- Type: Water based
- Pack Size: 1L & 2.5L

ADVANCED SATINWOOD



An advanced satin finish formulated with our unique advanced water based technology.

Product Guide

- Finish: Satin finish
- Colour: 30,000
- Type: Water based
- Pack Size: 1L, 2.5L & 5L

KEY BENEFITS

| <ul style="list-style-type: none"> The quick drying formulation means that the undercoat and topcoat can be applied on the same day. | | <ul style="list-style-type: none"> Up to 6 Years exterior durability. | | |
|--|---------------------|---|-------------|----------------|
| <ul style="list-style-type: none"> The high performance formula delivers a high gloss finish that withstands even the toughest wear and tear. | | <ul style="list-style-type: none"> Provides excellent flow, leveling and sag resistance. | | |
| Coverage | Interior/ Exterior | Application Method | Recoat Time | Clean Up |
| Up to 10 - 12 m ² per litre | Interior & Exterior | Brush, Roller & Spraygun | 4 - 6 Hours | Clean in Water |

KEY BENEFITS

| <ul style="list-style-type: none"> A smooth, durable top coat for use on interior wood and metal | | <ul style="list-style-type: none"> The quick drying formulation means that the undercoat and topcoat can be applied on the same day. | | |
|---|---------------------|---|-------------|----------------|
| <ul style="list-style-type: none"> The high performance formula delivers a mid sheen finish that withstands even the toughest wear and tear. | | <ul style="list-style-type: none"> Provides excellent flow, leveling and sag resistance. | | |
| Coverage | Interior/ Exterior | Application Method | Recoat Time | Clean Up |
| Up to 10 - 12 m ² per litre | Interior & Exterior | Brush, Roller & Spraygun | 4 - 6 Hours | Clean in Water |



TRADITIONAL

Satinwood, High Gloss, Undercoat



Traditional Undercoat

A solvent based undercoat with excellent opacity and obliteration, ideal for use with Traditional High Gloss.

Key benefits

- Interior and exterior
- Provides a low-sheen finish with excellent flow out of brush marks
- Excellent opacity.
- Can also be used with Fleetwood Traditional High Gloss and Satinwood to provide surface obliteration over strong colours or poor surfaces

Finish: Flat finish
 Colour: 30,000
 Type: Solvent based
 Pack Size: 750ml, 2.5L & 5L



Traditional High Gloss

A traditional hardwearing solvent based paint offering a high gloss finish with excellent opacity and coverage.

Key benefits

- Offers a durable high gloss finish
- Tough, durable finish with excellent flow out of brushmarks
- Can be used on heated surfaces, e.g. Radiators and heated water pipes (please note that this increases the speed of yellowing)
- Interior and exterior

Finish: High Gloss finish
 Colour: 30,000
 Type: Solvent based
 Pack Size: 750ml, 2.5L & 5L



Traditional Satinwood

A traditional hardwearing solvent based mid sheen finish with excellent opacity and coverage.

Key benefits

- A tough and hardwearing solvent based satin finish for use on interior wood and metal
- Will withstand repeated washing
- Interior and exterior

Finish: Satinfinish
 Colour: 30,000
 Type: Solvent based
 Pack Size: 750ml, 2.5L & 5L

WEATHER GUARD®



Weather Guard® smooth masonry paint delivers outstanding performance and protection against the elements.

Weather Guard is formulated with Permacryl exterior technology. Once applied, it offers outstanding adhesion and colour retention - resisting frost in cold conditions and resisting fading, chalking and blistering in hot and humid conditions.

Product Guide

Finish: Flat finish
 Colour: 30,000
 Type: Water based
 Pack Size: 1L, 2.5L, 5L & 10L

KEY BENEFITS

| | | | | |
|---|--------------------|--|-------------|----------------|
| <ul style="list-style-type: none"> • Up to 18 Years durability | | <ul style="list-style-type: none"> • Superior adhesion for ultimate durability and stain resistance. | | |
| <ul style="list-style-type: none"> • Its excellent coverage also make it ideal for pebble and stone dashing. | | <ul style="list-style-type: none"> • Weather Guard will extend the maintenance cycle of any decorating project. | | |
| Coverage | Interior/ Exterior | Application Method | Recoat Time | Clean Up |
| Up to 10 - 12 m ² per litre | Exterior | Brush/Roller & Spraygun | 2 - 4 Hours | Clean in Water |

Metal Care & Farming

Steel & Corrugated Iron

The Fleetwood metal defence system has been developed to beautify and maximise the life-cycle of a wide range of metal surfaces.



METAL SHIELD

System Guide

Use this table to select the perfect paint for any commercial or residential metal care & farming project

| PRODUCT | FINISH | SUBSTRATE USE | INTERIOR/EXTERIOR | NEW WORK | MAINTENANCE |
|--------------------------|------------|---------------|-------------------|------------------------------|-------------|
| Oxide Paint | High sheen | Metal | Interior/Exterior | 1 thinned coat + 2 top coats | 2 top coats |
| Metal Shield | High sheen | Metal | Exterior | 1 thinned coat + 2 top coats | 2 top coats |
| Chlorinated Rubber Paint | High sheen | Walls / Metal | Interior/Exterior | 1 thinned coat + 2 top coats | 2 top coats |



A high performance coating for metal that is formulated to provide long-lasting protection against corrosion.

Product Guide

- Finish: High Sheen finish
- Colour: White, black & 3 Premixed colours
- Type: Oil based
- Pack Size: 750ml & 2.5L

Quick Reference Guide

for metal care & farming projects

| PRODUCT | TRAFFIC GUIDE | | | | KEY BENEFIT | FINISH |
|--------------------------|---------------|--------|------|---------|---|------------|
| | LOW | MEDIUM | HIGH | V. HIGH | | |
| Oxide Paint | Grey | Grey | Blue | Grey | Ultra tough for long lasting protection | High Sheen |
| Metal Shield | Grey | Grey | Blue | Grey | 8 year protection | High Sheen |
| Chlorinated Rubber Paint | Grey | Grey | Blue | Grey | Good chemical and water resistance | High Sheen |

KEY BENEFITS

| | | | | |
|---|--|---|-------------------------------|--|
| <ul style="list-style-type: none"> • Ideal for interior and exterior metal surfaces. | | <ul style="list-style-type: none"> • Suitable for railings, garage doors, lift shafts, staircases and emergency exit routes in both commercial and residential properties. | | |
| <ul style="list-style-type: none"> • 8 year protection. High performance protection for metal. For ferrous and non-ferrous | | | | |
| Coverage Up to 8-10 m ² per litre | Interior/ Exterior Interior & Exterior | Application Method Brush, Roller & Spraygun | Recoat Time 4 Hours | Clean Up Clean in White Spirit |

Low Traffic



General application in areas where there is low footfall. Areas include living rooms and bedrooms and residential dining rooms.

Medium Traffic



General application in areas where there is medium footfall. Areas include halls, stairways, small retail spaces, offices and classrooms.

High Traffic



General application in areas where there is high footfall. Areas include school hallways, corridors and busy retail spaces.

Very High Traffic



General application in areas where there is very high footfall. Areas include large retail complexes, shopping centers and airports.

41

METAL CARE & FARMING

OXIDE

Fleetwood Agri-Industrial Oxide paint is an ultra tough paint for corrugated ironwork and steel. It is also quick drying and easy to apply.

Product Guide

| |
|---------------------------|
| Finish: High Sheen finish |
| Colour: Grey, Red & Green |
| Type: Oil based |
| Pack Size: 2.5L, 5L & 20L |

KEY BENEFITS

| • Easy application | | • Anti-corrosive properties for Longer lasting performance | | |
|--|--------------------|--|---------------|-----------------------|
| • Ultra tough | | | | |
| Coverage | Interior/ Exterior | Application Method | Recoat Time | Clean Up |
| Up to 14 - 16 m ² per litre | Exterior | Brush, Roller & Spraygun | 16 - 24 Hours | Clean in White Spirit |

42

METAL CARE & FARMING

CHLORINATED RUBBER PAINT

Chlorinated Rubber paint gives outstanding protection against a wide range of chemicals and aqueous solutions, particularly acids on walls, metal, wood or asbestos surfaces. Protects against severe atmospheric pollution and chemical attack.

Product Guide

| |
|-----------------------------|
| Finish: Gloss finish |
| Colour: White, Black & Blue |
| Type: Solvent Based |
| Pack Size: 5L |

KEY BENEFITS

| • Can be used for walls, swimming pools, parlours, piping, laundries and marine applications. | | • Product is resistant to salt water, dilute alkalis, aliphatic hydrocarbons and vegetable oils. | | |
|---|---------------------|--|-------------|-----------------------|
| • A chlorinated rubber Paint where good chemical and water resistance are required. | | | | |
| Coverage | Interior/ Exterior | Application Method | Recoat Time | Clean Up |
| Up to 10 - 12 m ² per litre | Interior & Exterior | Brush, Roller & Spraygun | 4 Hours | Clean in White Spirit |

Hygiene Coatings


Walls & Ceilings

Bio-Tec is a range of Anti Bacterial Coatings developed for use in areas where hygiene protection is required.

Fleetwood supports the fight against bacteria and has developed an advanced coating that contains Silver Ion Technology. Proven to significantly minimize the spread of disease and infection including MRSA, Salmonella and E. Coli. Bio-Tec, when used alongside regular cleaning procedures, provides the perfect solution for your facility.

Fleetwood's Bio-Tec has been developed with Advanced Acrylic, delivering a coating that is ultra tough, durable and able to withstand constant washing, thus making it the ideal solution for areas of high traffic, where wear and tear and condensation are frequent.

The advanced formulation is also quick drying, meaning there is minimum disruption caused and services can be resumed on the same-day. This paint will extend the maintenance cycle of any decorating project.



System Guide

Use this table to select the perfect paint for any commercial or residential hygienic wall & ceiling project

| PRODUCT | FINISH | SUBSTRATE USE | INTERIOR/EXTERIOR | NEW WORK | MAINTENANCE |
|--------------------------|--------------|-----------------------------|-------------------|------------------------------|-------------|
| Bio-tec Matt | Flat | Plaster, walls and ceilings | Interior | 1 thinned coat + 2 top coats | 2 top coats |
| Bio-tec Acrylic Eggshell | Mid sheen | Plaster, walls and ceilings | Interior | 1 thinned coat + 2 top coats | 2 top coats |
| Bio-tec 2 Pack Epoxy | Gloss finish | Plaster, walls and ceilings | Interior | 1 thinned coat + 2 top coats | 2 top coats |

Quick Reference Guide

for hygienic wall & ceiling projects

| PRODUCT | TRAFFIC GUIDE | | | | KEY BENEFIT | FINISH |
|--------------------------|---------------|--------|------|---------|---|--------------|
| | LOW | MEDIUM | HIGH | V. HIGH | | |
| Bio-tec Matt | ■ | ■ | ● | ■ | Tough Matt finish contains Silver Ion technology. | Flat |
| Bio-tec Acrylic Eggshell | ■ | ■ | ■ | ● | Ultra durable and scrubbable. | Mid Sheen |
| Bio-tec 2 Pack Epoxy | ■ | ■ | ■ | ● | Highly resistant to chemical attack and abrasion. | Gloss Finish |



Low Traffic



General application in areas where there is low footfall. Areas include living rooms and bedrooms and residential dining rooms.

Medium Traffic



General application in areas where there is medium footfall. Areas include halls, stairways, small retail spaces, offices and classrooms.

High Traffic



General application in areas where there is high footfall. Areas include school hallways, corridors and busy retail spaces.

Very High Traffic




General application in areas where there is very high footfall. Areas include large retail complexes, shopping centers and airports.



BIO-TEC

Interior Acrylic Matt



Fleetwoods Bio-Tec is a waterbased interior wall coating that is low in odour and durable. This tough Matt finish contains in-film Silver Ion technology, which is proven to inhibit the growth of over 150 strains of bacteria. This high performance coating has been formulated to promote a more hygienic environment, making it the ideal solution for use in hospitals, kitchens, bathrooms, and other public buildings. It will extend the maintenance cycle of any decorating project.

Product Guide

- Finish: Matt finish
- Colour: White & Pastels
- Type: Water based
- Pack Size: 2.5L & 5L


KEY BENEFITS

| • Ideal for interior walls and ceilings | | • Inhibits growth of MRSA, E.Coli and other bacteria | | |
|---|--------------------|--|-------------|----------------|
| • Durable and washable | | • Bio-Tec will extend the maintenance cycle of any decorating project. | | |
| Coverage | Interior/ Exterior | Application Method | Recoat Time | Clean Up |
| Up to 11 - 13 m ² per litre | Interior | Brush, Roller & Spraygun | 3 - 4 Hours | Clean in Water |



BIO-TEC

Interior Acrylic Eggshell



Fleetwoods Bio-Tec Eggshell is a waterbased coating for all normal interior wall, ceiling, wood and metal surfaces. The mid-sheen finish is ultra durable and scrubbable. The advanced system delivers a supremely tough mid sheen finish that contains in-film elemental silver, which inhibits the growth of bacteria. Bio-Tec has been specially designed and formulated to promote a more hygienic environment, making it the ideal solution for use in hospitals, kitchens, bathrooms, and other public buildings. It will extend the maintenance cycle of any decorating project.

Product Guide

- Finish: Mid Sheen finish
- Colour: White & Pastels
- Type: Water based
- Pack Size: 2.5L & 5L

KEY BENEFITS

| • Interior walls, ceilings and suitably primed woodwork and radiators | | • Inhibits growth of MRSA, E.Coli and other bacteria | | |
|---|--------------------|--|-------------|----------------|
| • Ultra durable and washable | | • Bio-Tec will extend the maintenance cycle of any decorating project. | | |
| Coverage | Interior/ Exterior | Application Method | Recoat Time | Clean Up |
| Up to 11 - 13 m ² per litre | Interior | Brush/Roller & Spraygun | 3 - 4 Hours | Clean in Water |



BIO-TEC

2 Pack Catalysed Epoxy



Fleetwoods Bio-Tec Two Pack Catalysed Epoxy is a waterbased wall coating that is low in odour and ultra durable. The coating is highly resistant to chemical attack and abrasion. The advanced system delivers a supremely tough finish containing in-film elemental silver, which inhibits the growth of bacteria. Bio-Tec has been specially designed and formulated to promote a more hygienic environment, making it the ideal solution for use in hospitals, clinics and food preparation areas operating. It will extend the maintenance cycle of any decorating project.

Product Guide

- Finish: Semi-Gloss & Gloss finish
- Colour: 30,000 colours
- Type: Water based
- Pack Size: 2.5L & 5L

KEY BENEFITS

- Interior walls, ceilings and suitably primed woodwork and radiators
- Pot life for this product is 36 hours
- Bio-Tec is ultra durable and washable and inhibits the growth of MRSA, E.Coli and other bacteria
- Available in semi-gloss and gloss

Coverage

Up to 5-7 m² per litre

Interior/ Exterior

Interior & Exterior

Application Method

Brush/Roller & Spraygun

Recoat Time

24 Hours

Clean Up

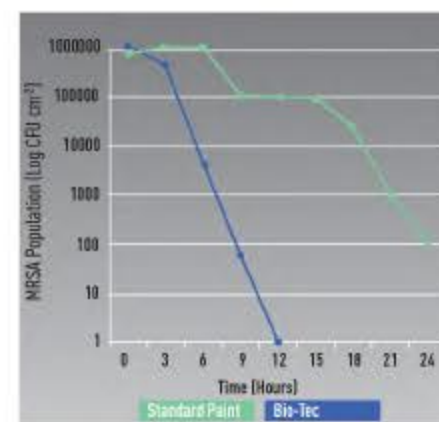
Clean in Water

TESTING PROCEDURE

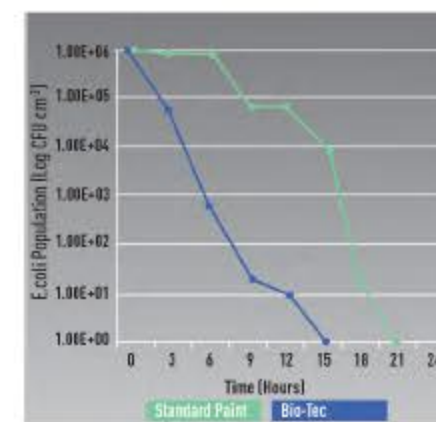
INDEPENDENT LABORATORY TESTING CERTIFIES FLEETWOOD BIO-TEC PRODUCTS MEET THE HIGHEST INTERNATIONAL MANUFACTURING AND ANTIMICROBIAL STANDARDS.

The Japanese JIS Z 2801:2000 test method is a 'real life' test procedure that works by introducing live bacteria on to the coating and incubating it for 24 hours under ambient temperature and humidity conditions (20°C and 65% RH).

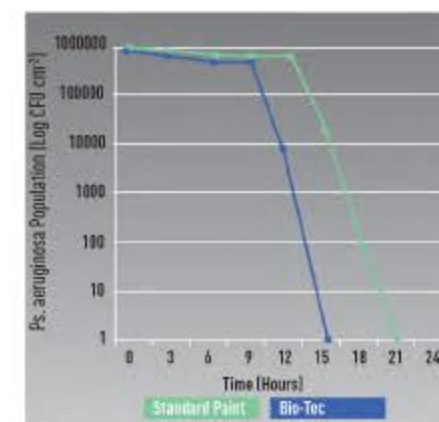
The following graphs exhibit the dramatic rate of decline of the bacteria on Bio-Tec compared with standard paint:



MRSA
(METHICILLIN-RESISTANT STAPHYLOCOCCUS AUREUS)



E. COLI



PSEUDOMONAS AERUGINOSA

IDEAL FOR A WIDE VARIETY OF PROJECTS

Fleetwood's advanced Bio-Tec Coatings have been developed for use in areas where hygiene protection is required.



MEDICAL



INDUSTRY & COMMERCIAL



ACCOMMODATION

- OPERATING THEATRES
- HOSPITAL WARDS
- CLINICS
- DOCTORS SURGERIES
- VETERINARY HOSPITALS

- PHARMACEUTICAL MANUFACTURING
- FOOD PREPARATION
- CATERING AND KITCHEN OPERATIONS
- ABATTOIRS
- SCHOOLS

- NURSING OR CARE HOMES
- PRISONS
- RESIDENTIAL CENTRES
- LOCAL AUTHORITY AND HOUSING ASSOCIATION PROPERTIES
- HOTELS

PROBLEM SOLVING

WE HAVE SEPARATED PROBLEM SOLVING INTO TWO SUB CATEGORIES

STAIN BLOCKING

We have specifically developed a range of paints and primers that are designed to deal with all the common household stains which, if not treated properly, will bleed through your new paintwork and will spoil the appearance. These are:

1. DAMP

Watermark Paint which seals in the stains from damp and water marking.

2. MOULD

Preventing Paint which prevents the re-occurrence of mould & mildew.

3. KNOT

Blocking Primer to block unsightly stains from resinous knots.

4. STAINS

Blocking Primer ideal for use to cover all common household stains.



PAINTS

DIFFICULT SURFACES

Many common surfaces can be difficult to overcoat. We have developed a range of paints and primers which allow you give new life to lots of areas in and around you home. These are:

1. TILES

All in one Paint + Primer gives you the opportunity to revitalise tiles without the need for expensive replacement.

2. METAL

Provides a sound, long lasting surface for all metal surfaces.

3. HI-HEAT

All in one Paint + Primer allows you to paint metal surfaces that reach up to 600°C.

4. uPVC

& Plastic Primer provides you the opportunity to match plastic surfaces to the rest of the decor in your home.

5. WOOD

Soft & Hardwood, MDF Primer gives excellent adhesion for all types of wood and MDF surfaces.

6. MELAMINE

& Kitchen Cabinet Primer gives you the opportunity to revitalise your cabinets without the need for expensive replacement.





DAMP

& WATER MARK PRIMER



MOULD

PREVENTING PAINT



Stain Blocking Problem Solving Paint

Fleetwood Damp Paint is especially formulated to be applied to damp interior walls and ceilings to seal in damp and water mark stains and block their reappearance on the surface.

Product Guide

- Finish - Matt finish
- Colour: White & Pastel Colours
- Type: Solvent based
- Pack Size: 500ml, 1L and 2.5L



Stain Blocking Problem Solving Paint

Fleetwood Mould Preventing paint is a self priming coating containing mould preventing biocides. It can be applied to ceilings and walls and is designed to protect the paint film from the growth of mould and mildew for up to 5 years.

Product Guide

- Finish - Matt finish
- Colour: White & Pastel Colours
- Type: Water based
- Pack Size: 500ml, 1L and 2.5L

KEY BENEFITS

| • Suitable for all damp walls and ceilings | | • Overcoat using any Fleetwood Topcoat | | |
|--|--------------------|--|-------------|-----------------------|
| • White Matt Finish | | • Interior only | | |
| Coverage | Interior/ Exterior | Application Method | Recoat Time | Clean Up |
| Up to 10 - 12 m ² per litre | Interior | Brush/Roller | 4 Hours | Clean in White Spirit |

KEY BENEFITS

| • Suitable for bathrooms, kitchens, changing rooms etc. | | • Eggshell White (tintable to pastel colours) | | |
|---|--------------------|---|-------------|----------------|
| • Water based | | • Interior only | | |
| Coverage | Interior/ Exterior | Application Method | Recoat Time | Clean Up |
| Up to 11 - 13 m ² per litre | Interior | Brush/Roller | 4 Hours | Clean in Water |



KNOT

BLOCKING PRIMER



Stain Blocking Problem Solving Paint

Fleetwood Knot Blocking primer is a low viscosity shellac based primer to be used on knotted or resinous wood to prevent staining of finish coats.

Product Guide

- Finish - Gloss finish
- Colour: Translucent brown solution
- Type: Shellac based
- Pack Size: 300ml

KEY BENEFITS

| • Quick Drying | | • Overcoat using any Fleetwood Undercoat or Topcoat. | | |
|---|---------------------|--|-------------|------------------|
| • Translucent brown solution. Gloss finish. | | • Interior only | | |
| Coverage | Interior/ Exterior | Application Method | Recoat Time | Clean Up |
| Up to 8 - 10 m ² per litre | Interior & Exterior | Brush/Roller | 1 Hour | Clean in Alcohol |



STAIN

BLOCKING PRIMER



Stain Blocking Problem Solving Paint

Fleetwood Stain Blocking Primer is designed to seal common household stains that can bleed through and discolour the top coat.

Product Guide

- Finish - Matt finish
- Colour: White
- Type: Water based
- Pack Size: 500ml, 1L and 2.5L

KEY BENEFITS

| • Suitable for covering coffee, tea, wine, ink, grease stains and ketchup. | | • Water based | | |
|--|---------------------|---|-------------|----------------|
| • White Matt | | • Suitable for overcoating with any Fleetwood paint | | |
| Coverage | Interior/ Exterior | Application Method | Recoat Time | Clean Up |
| Up to 10 - 12 m ² per litre | Interior & Exterior | Brush, Roller & Spraygun | 4 - 6 Hours | Clean in Water |



TILES

ALL IN ONE PAINT + PRIMER



Difficult Surfaces Problem Solving Paint

Fleetwood All in One Tile Paint and Primer is a self priming coating designed for use in rejuvenating ceramic wall tiles. Its long lasting formula gives a tough, mould-resistant waterproof finish.

Product Guide

- Finish - Satin finish
- Colour: White & Pastel Colours
- Type: Water based
- Pack Size: 500ml, 1L and 2.5L



METAL

COMPLETE METEL PRIMER



Difficult Surfaces Problem Solving Paint

Fleetwood Complete Metal Primer is an ideal primer for all common metals. It provides excellent adhesion allowing overcoating with any Fleetwood top coat.

Product Guide

- Finish - Matt finish
- Colour: Grey
- Type: Water based
- Pack Size: 500ml, 1L and 2.5L

KEY BENEFITS

| | |
|--|---|
| <ul style="list-style-type: none"> Suitable for tiled wall areas in kitchens and bathrooms. It is unsuitable for use on floor tiles or within shower enclosures | <ul style="list-style-type: none"> Interior only |
| <ul style="list-style-type: none"> White Satin Finish (Tintable to Pastel colours) | <ul style="list-style-type: none"> Water based |

| Coverage | Interior/ Exterior | Application Method | Recoat Time | Clean Up |
|--------------------------------------|---------------------|--------------------------|-------------|----------------|
| Up to 10-12 m ² per litre | Interior & Exterior | Brush, Roller & Spraygun | 4 - 6 Hours | Clean in Water |

KEY BENEFITS

| | |
|---|---|
| <ul style="list-style-type: none"> Suitable for mild steel, galvanised steel, brass, aluminim, copper and other non ferrous metals | <ul style="list-style-type: none"> Water based |
| <ul style="list-style-type: none"> Grey Matt finish. | <ul style="list-style-type: none"> Interior and Exterior |

| Coverage | Interior/ Exterior | Application Method | Recoat Time | Clean Up |
|--------------------------------------|---------------------|--------------------------|-------------|----------------|
| Up to 10-12 m ² per litre | Interior & Exterior | Brush, Roller & Spraygun | 4 - 6 Hours | Clean in Water |



HI-HEAT

ALL IN ONE PAINT + PRIMER



Difficult Surfaces Problem Solving Paint

Fleetwood High Heat Metal Paint is a high quality enamel designed for use on stoves, chimneys and metal surfaces where temperature will not exceed 600°C indirect heat.

Product Guide

- Finish - Satin finish
- Colour: Black
- Type: Solvent based
- Pack Size: 300ml

KEY BENEFITS

- Suitable for stoves, chimneys, barbecue, exhaust pipes.
- Black Satin Finish.
- Solvent based
- Interior and exterior

| Coverage | Interior/ Exterior | Application Method | Recoat Time | Clean Up |
|-------------------------------------|---------------------|--------------------|-------------|-----------------------|
| Up to 8-10 m ² per litre | Interior & Exterior | Brush, Roller | 4 Hours | Clean in White Spirit |



uPVC

& PLASTIC PRIMER



Difficult Surfaces Problem Solving Paint

Fleetwood uPVC primer is a quick drying, interior/exterior Primer Undercoat suitable for uPVC and plastic surfaces giving excellent adhesion. This product has been formulated to give a sound base for Fleetwood Topcoats such as Advanced Satinwood or Gloss.

Product Guide

- Finish - Matt finish
- Colour: White & Pastel Colours
- Type: Water based
- Pack Size: 500ml and 1L

KEY BENEFITS

- Suitable for uPVC windows, doors, drains, guttering and plastic garden furniture.
- Water based
- White Matt Finish (Tintable to pastel colours)
- Interior and exterior

| Coverage | Interior/ Exterior | Application Method | Recoat Time | Clean Up |
|--------------------------------------|---------------------|--------------------------|-------------|----------------|
| Up to 10-12 m ² per litre | Interior & Exterior | Brush, Roller & Spraygun | 4-6 Hours | Clean in Water |



WOOD

SOFT & HARDWOOD MDF PRIMER



Difficult Surfaces Problem Solving Paint

Fleetwood Wood & MDF primer is a quick drying, interior/exterior Primer Undercoat suitable for all new or previously painted hardwood, softwood or unlaminated MDF giving excellent adhesion and preventing the bleed through of resin from hardwoods. This product has been formulated to give a sound base for Fleetwood Topcoats such as Advanced Satinwood or Gloss.

Product Guide

- Finish – Matt finish
- Colour: White & Pastel Colours
- Type: Water based
- Pack Size: 500ml, 1L and 2.5L



MELAMINE

& KITCHEN CABINET PRIMER



Difficult Surfaces Problem Solving Paint

Fleetwood Melamine & Kitchen Cabinet Primer is a specially formulated primer to give excellent adhesion for subsequent coats of paint when applied to difficult surfaces such as melamine or wooden kitchen cabinets.

Product Guide

- Finish – Satin finish
- Colour: White & Pastel Colours
- Type: Water based
- Pack Size: 500ml, 1L and 2.5L

KEY BENEFITS

| <ul style="list-style-type: none"> Suitable for all types of wood and untreated MDF. | | <ul style="list-style-type: none"> Water based | | |
|---|---------------------|---|-------------|----------------|
| <ul style="list-style-type: none"> White Matt (Tintable to pastel colours). | | <ul style="list-style-type: none"> Interior and exterior | | |
| Coverage | Interior/ Exterior | Application Method | Recoat Time | Clean Up |
| Up to 10-12 m ² per litre | Interior & Exterior | Brush, Roller & Spraygun | 4 - 6 Hours | Clean in Water |

KEY BENEFITS

| <ul style="list-style-type: none"> Suitable for melamine, lacquered MDF or wooden kitchen cabinets | | <ul style="list-style-type: none"> White Satin | | |
|--|---------------------|---|-------------|----------------|
| <ul style="list-style-type: none"> For best results topcoat with Fleetwood Advanced Gloss or Satinwood. | | <ul style="list-style-type: none"> Interior only | | |
| Coverage | Interior/ Exterior | Application Method | Recoat Time | Clean Up |
| Up to 10-12 m ² per litre | Interior & Exterior | Brush, Roller & Spraygun | 4 - 6 Hours | Clean in Water |

Weather Clad®

Exterior Masonry Paint

Fleetwood Weather Clad® is 'the best exterior paint we've ever made.'

"Nothing has a more dramatic impact on a home's appearance than a fresh coat of paint. When taking on a project of this importance, it is essential to choose an exterior paint with exceptional performance and durability", says Fleetwood. 'The perfect solution is Fleetwood Weather Clad®. 'Weather Clad® is formulated with Permacryl™ Technology and infused with Advanced Acrylic that makes it far more durable than most conventional paints.

'The paint film resists degradation brought on by the damaging impact of Ireland's extreme weather conditions. It's Colour Fast formula offers superior Fade Resistance and Waterproofing. This means the paint job will look new, for longer.'

Once applied, the advanced Mould Guard system contains biocides that inhibit the growth of mildew and keeps the paint free of mould and algae.

Fleetwood Weather Clad® is now touch dry in 30 minutes and guaranteed for up to 18 years.



Quick Reference Guide

For Exterior Coatings

| PRODUCT | FINISH | SUBSTRATE USE | INTERIOR/EXTERIOR | NEW WORK | MAINTENANCE |
|-------------------------------|------------|---|-------------------|------------------------------|-------------|
| Weather Clad Masonry | Flat | Rendered brick work, concrete and masonry | Exterior | 1 thinned coat + 2 top coats | 2 top coats |
| Weather Clad Satinwood | Mid sheen | Interior/exterior wood and metal | Exterior | 1 thinned coat + 2 top coats | 2 top coats |
| Weather Clad High Gloss | High Sheen | Interior/exterior wood and metal | Exterior | 1 thinned coat + 2 top coats | 2 top coats |
| Weather Guard Xtreme Pliolite | Flat | Rendered brick work, concrete and masonry | Exterior | 1 thinned coat + 2 top coats | 2 top coats |



Colour Mixing
30,000+ COLOURS
to choose from in
the Weather Clad
colour range





WEATHER CLAD®

SMOOTH MASONRY

The longest lasting exterior paint

The longest lasting exterior paint.

You can count on Weather Clad® smooth masonry paint to deliver outstanding performance and protection against the elements.

Weather Clad® is formulated with Permacryl technology. You can apply smooth masonry in most temperatures. Once applied, it offers outstanding adhesion and colour retention - resisting frost in cold conditions and resisting fading, chalking and blistering in hot and humid conditions.

With its fast, efficient application in all temperatures, Weather Clad® will increase production year-round for your clients. And with its ability to withstand the elements, it will minimise repaints and lead to more satisfied customers.

Product Guide

- Finish: Matt finish
- Colour: 31 Readymixed + 30,000 colours
- Type: Water based
- Pack Size: 2.5L, 5L, 10L & 17.5L

KEY BENEFITS

| <ul style="list-style-type: none"> Up to 18 Years durability with Permacryl™ technology for ultimate dirt, mould & algae resistance. | | <ul style="list-style-type: none"> Its excellent coverage also make it ideal for pebble and stone dashing. | | |
|---|--------------------|---|-------------|----------------|
| <ul style="list-style-type: none"> Superior adhesion for ultimate durability and stain resistance with exceptional UV & fade resistance. | | <ul style="list-style-type: none"> Weather Clad will extend the maintenance cycle of any decorating project. | | |
| Coverage | Interior/ Exterior | Application Method | Recoat Time | Clean Up |
| Up to 10 - 12 m ² per litre | Exterior | Brush/Roller & Spraygun | 2 - 4 Hours | Clean in Water |



Weather Clad®



Advanced Acrylic
Superior adhesion for ultimate durability and stain resistance



Mould Guard
Ultimate dirt, mould & algae resistance



Colour Perfect
Colourfast formula for exceptional UV & fade resistance



Shower Proof
Showerproof in 30 minutes*

PERMACRYL™ TECHNOLOGY

MADE IN IRELAND FOR IRISH WEATHER



LASTS LONGER

For total protection in any weather, year after year—choose Fleetwood Weather Clad®.

The weathering test was carried out over a 24 month period and proves that Weather Clad® outlasts standard masonry paint



Weather Clad® Standard Masonry Paint



RESISTS MOULD

Contains powerful anti-mould properties to resist the growth of mould and fungus and protect the surface.

The test boards were painted with Weather Clad® and standard masonry paint. As you can see, the Mould Guard formula resists mould and mildew growth much better than standard masonry paint



Weather Clad® Standard Masonry Paint



COLOURS WON'T FADE

High performance polymers and durable pigments provide resistance against chalking and colour fading in Ireland's extreme weather.

The colour test was carried out over a 30 month period. As you can see, Weather Clad® paint retained more colour than standard masonry paint



Weather Clad® Standard Masonry Paint



WEATHER COVER®

Weather Cover Exterior Masonry® paint delivers fresh curb appeal at a competitive price point.

The acrylic, water based formula features quick application with easy clean-up and maintenance. Ideal for cost-conscious customers, it is a reliable exterior paint for new homes and commercial buildings. It goes beyond comparably priced products with good performance that is backed by the reliability of the Fleetwood brand.

Product Guide

- Finish: Flat finish
- Colour: White & Pastel Colours
- Type: Water based
- Pack Size: 5L & 10L



KEY BENEFITS

- Formulated for good performance and value.
- Applies easily with a brush, roller or spray.
- Provides a mildew-resistant coating.

| Coverage | Interior/ Exterior | Application Method | Recoat Time | Clean Up |
|--|--------------------|-------------------------|-------------|----------------|
| Up to 10 - 12 m ² per litre | Exterior | Brush/Roller & Spraygun | 2 - 4 Hours | Clean in Water |

WEATHER GUARD XTREME

Weather Guard Xtreme

A professional quality, durable solvent based smooth masonry paint. Based on an exclusive Pliolite resin system, this premium quality coating is long lasting with good adhesion and resistance to moisture and alkali attack. It is easy to apply and provides good coverage. Fleetwood Weather Guard® Xtreme can be applied to exterior masonry surfaces at virtually any time of the year. The coating is much more tolerant to cold or showery weather during application than standard water based exterior masonry paints.

Product Guide

- Finish: Flat finish
- Colour: White, Black & Pastel Colours
- Type: Solvent based
- Pack Size: 5L



KEY BENEFITS

- Suitable for all year round painting. Can be applied in temperatures as low as -20°C
- Provides long lasting coating.
- Resistant to moisture and alkali attack.
- Particularly suited for large contract applications in the commercial, institutional and industrial categories.

| Coverage | Interior/ Exterior | Application Method | Recoat Time | Clean Up |
|---------------------------------------|--------------------|-------------------------|---------------|----------------|
| Up to 6 - 10 m ² per litre | Exterior | Brush/Roller & Spraygun | 16 - 24 Hours | Clean in Water |



WEATHER CLAD®

WOOD & METAL

Satinwood, High Gloss, Undercoat

The longer lasting exterior paint.



Satinwood

Finish: Mid Sheen finish
 Colour: White & Pastel colours
 Type: Water based
 Pack Size: 750ml & 2.5L



High Gloss

Finish: High Sheen finish
 Colour: White & Pastel colours
 Type: Water based
 Pack Size: 750ml & 2.5L



Primer Undercoat

Finish: Flat finish
 Colour: White & Pastel colours
 Type: Water based
 Pack Size: 750ml & 2.5L

KEY BENEFITS

- Formulated with advanced Permacryl technology - for up to 6 Years durability and low temperature application.
- Available in satin and gloss in over 30,000 colours.
- Excellent protection from cracking, peeling and blistering. Outstanding coverage and durability. Provides a mildew-resistant coating.
- Use penetrating primer for new or bare wood as part of the Weather Clad trim system

| Coverage | Interior/ Exterior | Application Method | Recoat Time | Clean Up |
|--|--------------------|-------------------------|-------------|----------------|
| Up to 10 - 12 m ² per litre | Exterior | Brush/Roller & Spraygun | 2 - 4 Hours | Clean in Water |



ROOF TILE PAINT



Roof Tile Paint

Beautifies and protects old or faded tiles. Designed with the highest quality raw materials and pigments, this tough and durable acrylic coating is easy to apply and protects for longer than most other roof paints.

Product Guide

Finish: Satin finish
 Colour: Black, Blue Grey and Turf Brown
 Type: Water based
 Pack Size: 5L & 10L

KEY BENEFITS

- Premium quality, durable 100% acrylic satin finish.
- Fade resistant formula for long lasting colour protection.
- Mildew and algae resistant.
- Excellent adhesion.

| Coverage | Interior/ Exterior | Application Method | Recoat Time | Clean Up |
|---------------------------------------|--------------------|-------------------------|-------------|----------------|
| Up to 6 - 10 m ² per litre | Exterior | Brush/Roller & Spraygun | 2 - 4 Hours | Clean in Water |



STABILISING SOLUTION



Considered to be the best Stabilising primer on the market today, our unique formula binds friable, absorbent and chalking substrates to produce a surface suitable for painting.

Product Guide

- Finish: Flat finish
- Colour: Clear
- Type: Water based
- Pack Size: 2.5L & 5L

KEY BENEFITS

| | | | | |
|--|---------------------|---|-------------|----------------|
| <ul style="list-style-type: none"> • Ready-to-use | | <ul style="list-style-type: none"> • Best ever formulation | | |
| <ul style="list-style-type: none"> • Quick drying for faster turnaround | | <ul style="list-style-type: none"> • A stabilising primer designed for use under masonry coatings. | | |
| Coverage | Interior/ Exterior | Application Method | Recoat Time | Clean Up |
| Up to 18 m ² per litre | Interior & Exterior | Brush/Roller & Spraygun | 2 - 4 Hours | Clean in Water |

FUNGICIDAL WASH



A fungicidal wash for cleaning wood and masonry surfaces that kills algae and mould.

Product Guide

- Finish: Flat finish
- Colour: Clear
- Type: Water based
- Pack Size: 5L

KEY BENEFITS

| | | | | |
|---|--------------------|--------------------|---|----------------|
| <ul style="list-style-type: none"> • Up to 10 times stronger than competitors products | | | <ul style="list-style-type: none"> • Can also be used on paths, driveways and many other surfaces. | |
| <ul style="list-style-type: none"> • Protects against regrowth | | | | |
| Coverage | Interior/ Exterior | Application Method | Recoat Time | Clean Up |
| Up to 25 m ² per litre | Exterior | Brush/Roller | 2 - 4 Hours | Clean in Water |

Ready Mix

Colour and Paints

The Fleetwood ready mix range of paints is a premium quality selection of the most popular and on-trend colours in the market. From subtle off-whites like 'Grey Nuance' to the wild and funky 'Laser Beam', Fleetwood has a colour and finish to suit every space in the home.



System Guide

Use this table to select the perfect paint for any commercial or residential wall & ceiling project

| PRODUCT | FINISH | SUBSTRATE USE | INTERIOR/EXTERIOR | NEW WORK | MAINTENANCE |
|----------------------------|------------|----------------------------------|-------------------|------------------------------|-------------|
| Vinyl Matt | Flat | Plaster, walls and ceilings | Interior | 1 thinned coat + 2 top coats | 2 top coats |
| Vinyl Soft Sheen | Mid Sheen | Plaster, walls and ceilings | Interior | 1 thinned coat + 2 top coats | 2 top coats |
| Easyclean Matt | Flat | Plaster, walls and ceilings | Interior | 1 thinned coat + 2 top coats | 2 top coats |
| Kitchen & Bathroom | Mid Sheen | Plaster, walls and ceilings | Interior | 1 thinned coat + 2 top coats | 2 top coats |
| Cool Colours | Mid Sheen | Plaster, walls and ceilings | Interior | 1 thinned coat + 2 top coats | 2 top coats |
| Designer Shades Rich Matt | Flat | Plaster, walls and ceilings | Interior | 1 thinned coat + 2 top coats | 2 top coats |
| Designer Shades Soft Sheen | Mid sheen | Plaster, walls and ceilings | Interior | 1 thinned coat + 2 top coats | 2 top coats |
| Traditional High Gloss | High Sheen | Interior/exterior wood and metal | Interior/Exterior | 1 thinned coat + 2 top coats | 2 top coats |

Quick Reference Guide

For wall & ceiling projects

| PRODUCT | TRAFFIC GUIDE | | | | KEY BENEFIT | FINISH |
|----------------------------|---------------|--------|------|---------|--|-----------|
| | LOW | MEDIUM | HIGH | V. HIGH | | |
| Vinyl Matt | | ● | | | Excellent touchup, good hiding power in a fashionable matt finish. | Flat |
| Vinyl Soft Sheen | | | ● | | A wipeable finish that stands the test of time. | Mid Sheen |
| Easyclean Washable Matt | | | | ● | 50 X Tougher than standard matt. | Flat |
| Kitchen & Bathroom | | | | ● | Mould and mildew resistant. | Mid Sheen |
| Cool Colours | | | ● | | Low odour and low VOC make it ideal for childrens rooms. | Mid Sheen |
| Designer Shades Rich Matt | ● | | | | Good coverage with low odour. | Flat |
| Designer Shades Soft Sheen | | ● | | | A wipeable finish. | Mid Sheen |

Low Traffic



General application in areas where there is low footfall. Areas include living rooms and bedrooms and residential dining rooms.

Medium Traffic



General application in areas where there is medium footfall. Areas include halls, stairways, small retail spaces, offices and classrooms.

High Traffic



General application in areas where there is high footfall. Areas include school hallways, corridors and busy retail spaces.

Very High Traffic



General application in areas where there is very high footfall. Areas include large retail complexes, shopping centers and airports.

MATT & SOFT SHEEN

Interior Ready Mix



Luxurious & Elegant Finish

When the job calls for a rich, beautiful appearance and quality performance, as well as time and material savings, Vinyl Matt & Soft Sheen is the best choice for DIY. Our paint goes on fast, providing excellent hide, durability, quick cleanup and easy touchup. It truly is a super paint, perfect for all interior finishing jobs.

Product Guide

| |
|---------------------------------|
| Finish: Matt & Mid Sheen finish |
| Colour: 32 |
| Type: Water based |
| Pack Size: 2.5L & 5L |

KEY BENEFITS

- Rich, beautiful appearance and a lasting finish.
- Ideal for new homes, residential repaints and commercial buildings.
- Available in matt and soft sheen in both 2.5L & 5L.
- Available in 32 of Ireland's most popular colours.

| Coverage | Interior/ Exterior | Application Method | Recoat Time | Clean Up |
|----------------------------------|--------------------|--------------------------|-------------|----------------|
| Up to 14m ² per litre | Interior | Brush, Roller & Spraygun | 4 hrs | Clean in Water |

EASY CLEAN

Interior Ready Mix



Easyclean can deliver lower costs and longer maintenance cycles

The Easy Clean range offers industry-leading performance based on our exclusive 100% acrylic resin technology. Its ultra durable and stain resistant.

Whether you're painting busy living spaces, stairs and hallways, bathrooms, kitchens or high traffic commercial spaces, there's a low odour, quick drying Platinum finish that's sure to withstand heavy wear and cleaning.

Plus it's easy to apply, goes on smoothly and offers excellent coverage.

Product Guide

| |
|--------------------------|
| Finish: Flat Matt finish |
| Colour: 33 |
| Type: Water based |
| Pack Size: 2.5L & 5L |



Officially the best Ultra tough and washable formula

KEY BENEFITS

- Third party laboratory tests prove Easy Clean is superior to its leading competitor in scrub, stain, block and burnish resistance; hide and uniform appearance.
- Prevents stains from penetrating to provide easy cleanup of surfaces and resists water streaking and spotting.
- Most stains wipe clean with water or mild soap.
- Ideal for high-traffic areas such as hallways, kids rooms, bathrooms and commercial spaces.
- Easy application for the most beautiful, durable finish.
- Fleetwood Easy Clean is also available in 2.5L & 5L washable matt in 33 of the most popular colours.

| Coverage | Interior/ Exterior | Application Method | Recoat Time | Clean Up |
|--|--------------------|--------------------------|-------------|----------------|
| Up to 11 - 13 m ² per litre | Interior | Brush, Roller & Spraygun | 3 - 4 Hours | Clean in Water |

KITCHEN & BATHROOM

Interior Ready Mix



Kitchen & Bathroom can deliver lower costs and longer maintenance cycles

The toughest Kitchen & Bathroom paint yet. Our new formula has an attractive eggshell finish that is even more durable and scuff resistant than standard Acrylic Eggshell. Designed for super high traffic areas, it will withstand repeated cleaning and is 50 times more scuff resistant than our closest competitors.

Product Guide

Finish: Mid Sheen finish
 Colour: 12
 Type: Water based
 Pack Size: 2.5L

KEY BENEFITS

- Laboratory tests prove Kitchen & Bathroom is superior to its leading competitor in scrub, stain, block and burnish resistance.
- Ideal for very high-traffic areas such as hallways, kids rooms, bathrooms and commercial spaces.
- Prevents stains from penetrating to provide easy cleanup of surfaces and resists water streaking and spotting.
- Keeps surfaces looking new for longer. Stains and marks can be easily wiped away time after time

Coverage

Up to
11 - 13
m² per litre

Interior/ Exterior

Interior

Application Method

Brush, Roller
& Spraygun

Recoat Time

3 - 4
Hours

Clean Up

Clean in
Water



COOL COLOURS

Interior Ready Mix



A Wear-and-Tear Resistant Paint for Kids' Rooms of All Kinds

Discover Cool Colours. A range of fun and funky colours that will enliven any space and when combined with the convenience of a low VOC, easy-to-clean paint, make it a great choice to diversify your paint department. For kids' rooms, tween hangouts and more, Cool Colours by Fleetwood makes super-fun spaces easy to create and tough enough to last! When childhood happens, never fear – Cool Colours Paint provides a finish with good wipeability and stain resistance.

Product Guide

- Finish: Mid Sheen finish
- Colour: 11
- Type: Water based
- Pack Size: 2.5L

KEY BENEFITS

- Choose from 11 unique and exclusive cool colours.
- Good wipeability and stain resistance.
- Low odour and low VOC*
- Fast-drying

| Coverage | Interior/ Exterior | Application Method | Recoat Time | Clean Up |
|--|--------------------|--------------------------|-------------|----------------|
| Up to 11 - 13 m ² per litre | Interior | Brush, Roller & Spraygun | 3 - 4 Hours | Clean in Water |



DESIGNER SHADES



The Designer Shades range is available in 12 readymixed colours in both a wipeable Soft Sheen finish and a Rich Matt finish.

This unique range of paint has good coverage and opacity and can be easily applied with either brush, roller or spraygun.

Product Guide

- Finish: Flat Matt & Mid Sheen finish
- Colour: 12 on-trend colours
- Type: Water based
- Pack Size: 10L

HIGH GLOSS COLOURS



Tried and tested for over the 30 years, Fleetwood's Traditional range of trim paints delivers A smooth and luxurious finish on wood and metal with excellent durability.

Product Guide

- Finish: High Gloss finish
- Colour: 12 readymixed colours
- Type: Solvent based
- Pack Size: 750ml & 2.5L

KEY BENEFITS

- Designed to give excellent covering power.
- Colours chosen by experts
- Provides excellent adhesion on both new and previously painted surfaces.
- Ideal for new plaster

| Coverage | Interior/ Exterior | Application Method | Recoat Time | Clean Up |
|--|--------------------|--------------------------|-------------|----------------|
| Up to 12 - 14 m ² per litre | Interior | Brush, Roller & Spraygun | 2 - 4 Hours | Clean in Water |

KEY BENEFITS

- Tough, durable finish with excellent flow out of brushmarks
- Can be used on heated surfaces, e.g. Radiators and heated water pipes (please note that this increases the speed of yellowing)
- Interior and exterior

| Coverage | Interior/ Exterior | Application Method | Recoat Time | Clean Up |
|--|---------------------|--------------------------|---------------|-----------------------|
| Up to 11 - 13 m ² per litre | Interior & Exterior | Brush, Roller & Spraygun | 10 - 24 Hours | Clean in White Spirit |

Woodcare

Colour and Paints

A quality varnish and stain is necessary to protect your wood. Protect and beautify your interior or exterior wood projects with our extensive range of wood finishes. Fleetwood is the best choice for lasting beauty and durability.

System Guide

Use this table to select the perfect paint for any commercial or residential woodcare project

| PRODUCT | FINISH | SUBSTRATE USE | INTERIOR/EXTERIOR | NEW WORK | MAINTENANCE |
|----------------------|------------------|---|-------------------|------------------------------|-------------|
| Yacht Varnish | High Sheen | Exterior wood | Exterior | 1 thinned coat + 2 top coats | 2 top coats |
| Polyurethane Varnish | Mid & High Sheen | Interior wood | Interior | 1 thinned coat + 2 top coats | 2 top coats |
| Quick Dry Varnish | Mid & High Sheen | Interior wood | Interior | 1 thinned coat + 2 top coats | 2 top coats |
| Stain & Varnish | Mid Sheen | Interior/exterior wood | Interior/Exterior | 1 thinned coat + 2 top coats | 2 top coats |
| Diamond Seal | Mid & High Sheen | Interior wood | Interior | 1 thinned coat + 2 top coats | 2 top coats |
| Teak Oil | Mid Sheen | Exterior hard woods | Exterior | 2 top coats | 2 top coats |
| Decking Oil | Mid Sheen | Exterior wooden decks | Exterior | 2 top coats | 2 top coats |
| Timberguard | Flat | Sheds, fences and other rough sawn garden | Exterior | 2 top coats | 2 top coats |

Quick Reference Guide

For woodcare projects

| PRODUCT | TRAFFIC GUIDE | | | | KEY BENEFIT | FINISH |
|----------------------|---------------|--------|------|---------|--|------------------|
| | LOW | MEDIUM | HIGH | V. HIGH | | |
| Yacht Varnish | | | | ● | Contains UV filters which protect against strong sunlight. | High Sheen |
| Polyurethane Varnish | | | | ● | Contains Polyurethane. | Mid & High Sheen |
| Quick Dry Varnish | | | ● | | Touch dry in 30 minutes. | Mid & High Sheen |
| Stain & Varnish | | | | ● | Touch dry in 30 minutes, recoat in 2 hours. | Mid Sheen |
| Diamond Seal | | | | ● | Water based lacquer with exceptional durability. | Mid & High Sheen |
| Teak Oil | | ● | | | Nourishes and revives hardwoods. | Mid Sheen |
| Decking Oil | | ● | | | Hardwearing formulation. | Mid Sheen |
| Timberguard | | ● | | | Timberguard. | Flat |

Low Traffic



General application in areas where there is low footfall. Areas include living rooms and bedrooms and residential dining rooms.

Medium Traffic



General application in areas where there is medium footfall. Areas include halls, stairways, small retail spaces, offices and classrooms.

High Traffic



General application in areas where there is high footfall. Areas include school hallways, corridors and busy retail spaces.

Very High Traffic



General application in areas where there is very high footfall. Areas include large retail complexes, shopping centers and airports.



YACHT VARNISH



A durable, solvent-based clear varnish ideal for exterior hardwood doors.

Product Guide

- Finish: Satin & Gloss finishes
- Colour: Clear
- Type: Solvent based
- Pack Size: 750ml, 2.5L & 5L

KEY BENEFITS

| <ul style="list-style-type: none"> Contains UV filters which protect against strong sunlight. | | <ul style="list-style-type: none"> Clear solvent based finish. | | |
|--|--------------------|--|-------------|-----------------------|
| <ul style="list-style-type: none"> Withstands knocks, scuffs and spills. | | <ul style="list-style-type: none"> Durable and flexible film which resists flaking and peeling. | | |
| Coverage | Interior/ Exterior | Application Method | Recoat Time | Clean Up |
| Up to 14 - 16 m ² per litre | Interior | Brush/Roller | 4 Hours | Clean in White Spirit |

POLYURETHANE VARNISH



A high-build clear interior varnish, ideal for doors, trim, furniture, joinery and floors.

Product Guide

- Finish: Satin & Gloss finish
- Colour: Clear
- Type: Solvent based
- Pack Size: 750ml, 2.5L & 5L

KEY BENEFITS

| <ul style="list-style-type: none"> Contains Polyurethane. | | <ul style="list-style-type: none"> Touch dry in 30 minutes, recoat in 2 hours. | | |
|--|--------------------|---|-------------|-----------------------|
| Coverage | Interior/ Exterior | Application Method | Recoat Time | Clean Up |
| Up to 10 - 12 m ² per litre | Interior | Brush/Roller | 4 Hours | Clean in White Spirit |



QUICK DRY VARNISH



A quick drying clear interior varnish, ideal for doors, trim, furniture and joinery.

Product Guide

- Finish: Satin & Gloss finishes
- Colour: Clear
- Type: Water based
- Pack Size: 750ml

STAIN & VARNISH



A woodstain for interior and exterior wood. Ideal for doors, trim, furniture, joinery and floors.

Product Guide

- Finish: Satin finish
- Colour: 5 readymixed colours
- Type: Solvent based
- Pack Size: 750ml, 2.5L & 5L

KEY BENEFITS

• Touch dry in 30 minutes - recoat in 2 hours.


• Can be used on bare or previously varnished surfaces.

| Coverage | Interior/ Exterior | Application Method | Recoat Time | Clean Up |
|--|--------------------|--------------------|-------------|----------------|
| Up to 10 - 12 m ² per litre | Interior | Brush/Roller | 4 Hours | Clean in Water |

KEY BENEFITS

• Touch dry in 30 minutes, recoat in 2 hours

| Coverage | Interior/ Exterior | Application Method | Recoat Time | Clean Up |
|--|---------------------|--------------------|-------------|-----------------------|
| Up to 14 - 16 m ² per litre | Interior & Exterior | Brush/Roller | 4 Hours | Clean in White Spirit |



DIAMOND SEAL

TEAK OIL



A water based lacquer with exceptional durability. It is ideal for interior floors, doors, trim, furniture and joinery.

Product Guide

- Finish: Satin & Gloss finishes
- Colour: Clear
- Type: Water based
- Pack Size: 2.5L & 5L



For retaining the natural beauty of Teak and other hardwoods. If used regularly Teak Oil will nourish, revive and feed the wood.

Product Guide


- Finish: High Gloss finish
- Colour: Clear
- Type: Solvent based
- Pack Size: 500ml & 1L

KEY BENEFITS

| | | | | |
|--|--------------------|--------------------------------|-------------|----------------|
| • For all high wear interior wood surfaces, especially floors. | | • Water-based and quick drying | | |
| Coverage | Interior/ Exterior | Application Method | Recoat Time | Clean Up |
| Up to 16 - 18 m ² per litre | Interior | Brush/Roller | 4 Hours | Clean in Water |

KEY BENEFITS

| | | | | |
|--|--------------------|-------------------------------|-------------|-----------------------|
| • Nourishes and revives hardwoods. | | • Ideal for garden furniture. | | |
| Coverage | Interior/ Exterior | Application Method | Recoat Time | Clean Up |
| Up to 10 - 12 m ² per litre | Exterior | Brush/Roller | 4 Hours | Clean in White Spirit |



DECKING OIL

TIMBERGUARD



Used to penetrate into wood to replace the natural oils and resins lost through weathering.

Product Guide

- Finish: Mid Sheen finish
- Colour: 4 readymixed colours
- Type: Solvent based
- Pack Size: 2.5L & 5L



Specially developed to colour and protect sheds, fences and other rough sawn garden wood.

Product Guide

- Finish: Matt finish
- Colour: 5 readymixed colours
- Type: Water based
- Pack Size: 5L

KEY BENEFITS

• Nourishes the wood and protects against the weather.

• Hardwearing formulation.

| Coverage | Interior/ Exterior | Application Method | Recoat Time | Clean Up |
|---------------------------------------|--------------------|--------------------|-------------|-----------------------|
| Up to 8 - 10 m ² per litre | Exterior | Brush/Roller | 4 Hours | Clean in White Spirit |

KEY BENEFITS

• Its special pigments ensure a rich colour and even coverage in just one coat.

• Easy application, less mess.

• Quick drying.

| Coverage | Interior/ Exterior | Application Method | Recoat Time | Clean Up |
|---------------------------------------|--------------------|-------------------------|-------------|----------------|
| Up to 8 - 10 m ² per litre | Exterior | Brush/Roller & Spraygun | 2 - 4 Hours | Clean in Water |